

Family guide for getting started



Welcome to IXL! This step-by-step guide provides a quick tour of IXL and shows you easy, effective ways to get your child engaged and learning.

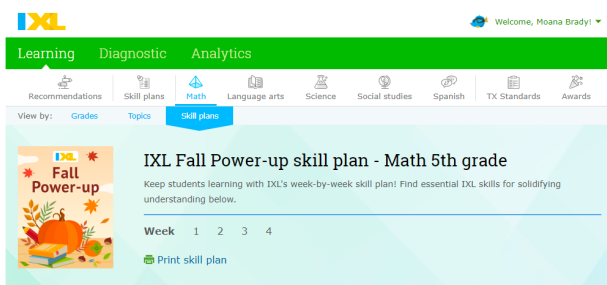
IXL learning plans

Have your child brush up on key concepts for their grade level! Our [ready-made learning plans](#) guide them to 2 essential skills per day that will help them build the knowledge and confidence to move ahead.

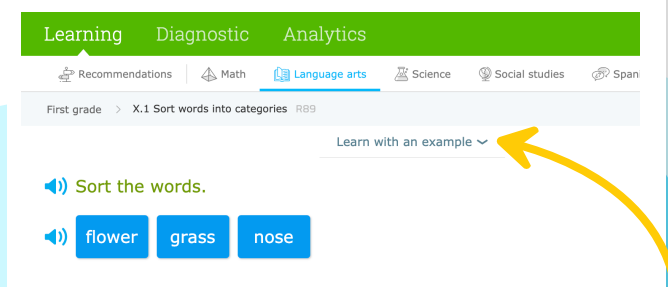

Each day:

1

Practice the IXL skills listed for that day



1 Week 1	
Day 1	1. Compare numbers up to one million
Day 2	1. Multiply 1-digit numbers by multi-digit numbers using partial products 2. Multiply 2-digit numbers by 2-digit numbers using area models II
Day 3	1. Multiply 2-digit numbers by 2-digit numbers
Day 4	1. Divide 3-digit numbers by 1-digit numbers using area models 2. Divide larger numbers by 1-digit numbers
Day 5	1. Multi-step word problems involving remainders
2 Week 2	
Day 1	1. Rounding: up to millions place 2. Multi-step word problems: identify reasonable answers
Day 2	1. Find all the factor pairs of a number



IXL TIP

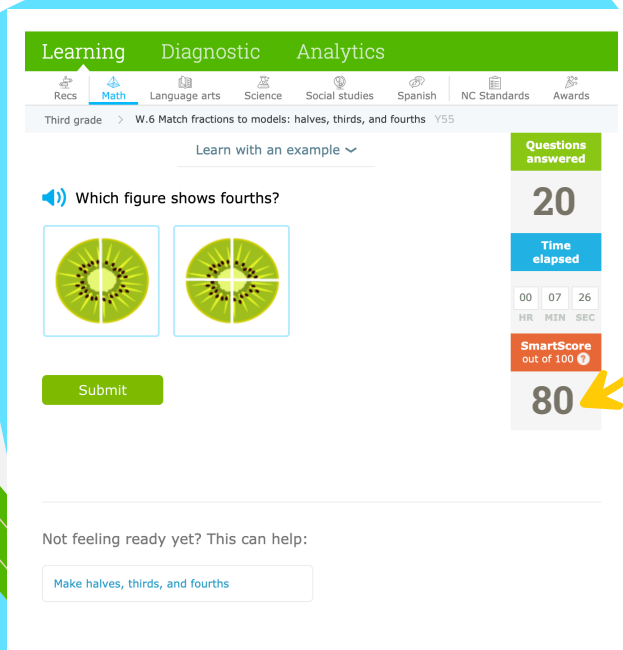
If your child needs a refresher on the concept before they start a skill, click on "Learn with an example" at the top of the page!

2

For each skill, aim to reach a SmartScore of 80 (which indicates proficiency)

Every IXL skill adapts to your child, guiding them from simpler tasks to more complex problems, so they can learn at their own pace!

If your child reaches proficiency and wants an extra challenge, have them aim for mastery-- a SmartScore of 100.



3

If you'd like your child to continue learning, check out the other strategies outlined below!

Visit the [Family Learning Hub](#) to browse and download the skill plans!

IXL TIP

If your child gets stuck while working on a skill, make sure they read the step-by-step explanations provided after each missed question.



Choose your own learning plan

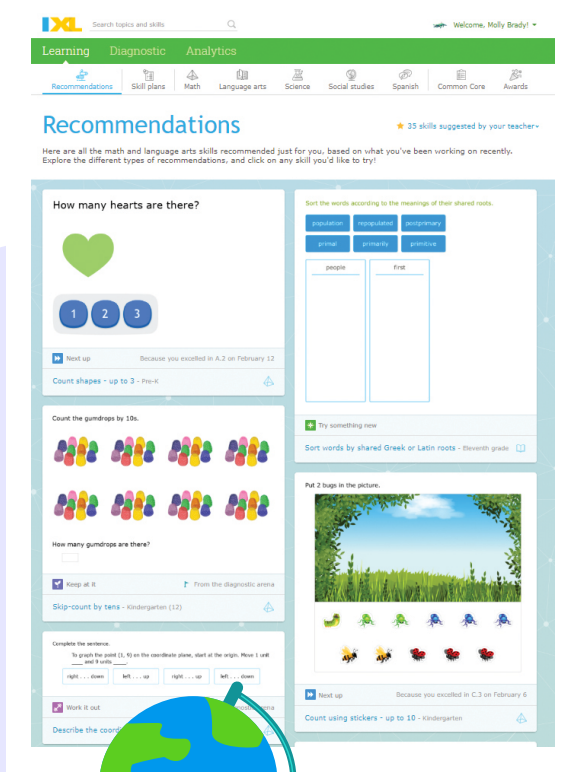
Find skills that match your child's textbook, or help prepare them for tests like the SAT and ACT!

[Explore math content >](#)

[Explore ELA content >](#)

Let IXL recommend skills for you

For even more learning opportunities, encourage your child to choose skills from their Recommendations Wall, filled with skills selected just for them based on what they've been working on!



The screenshot shows the IXL Recommendations Wall interface. At the top, there's a search bar and navigation tabs for Learning, Diagnostic, and Analytics. Below this, the 'Recommendations' section is highlighted, showing 35 skills suggested by the teacher. The main content area displays several skill cards. One card asks 'How many hearts are there?' with a heart icon and a progress bar. Another card asks 'Count the gundrops by 10s' with a row of colorful gundrops. A third card asks 'How many gundrops are there?' with a row of colorful gundrops. There are also cards for 'Sort the words according to the meanings of their shared roots' and 'Put 2 bugs in the picture'. The interface is colorful and interactive, designed to engage students in their learning.

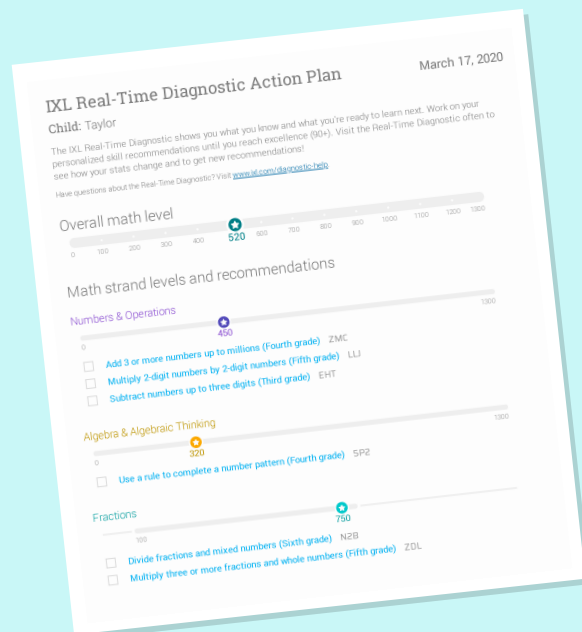


Get a personalized action plan for growth

Super-charge learning with the Real-Time Diagnostic! It shows you what your child knows, and exactly what they can do next to make even more strides.


1 Pinpoint diagnostic levels

Have your child answer questions in the Diagnostic to show what they know! We recommend they do so until they've pinpointed all of their levels, which usually takes less than an hour per subject, and can even be done over the course of a few sessions.



2 Use the personalized action plan

Based on their work in the Diagnostic, IXL creates a personalized action plan with skills that will help your child grow. This plan is your perfect path for making progress at home.

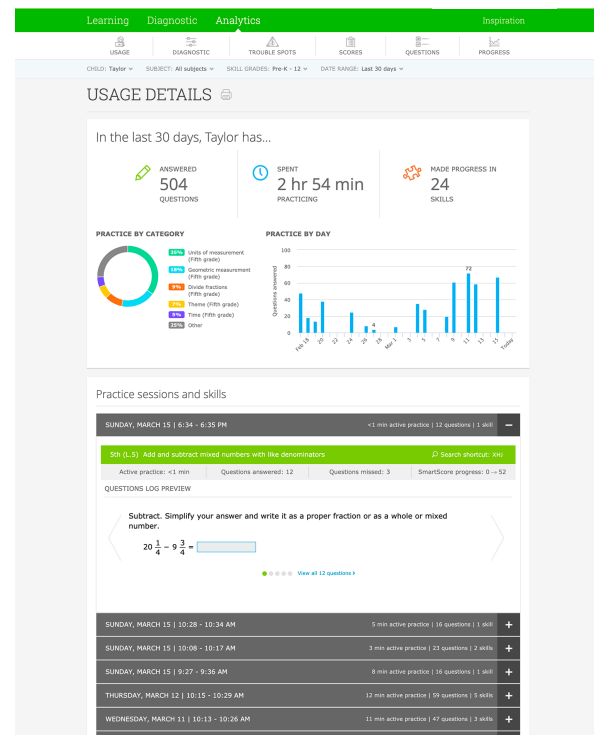
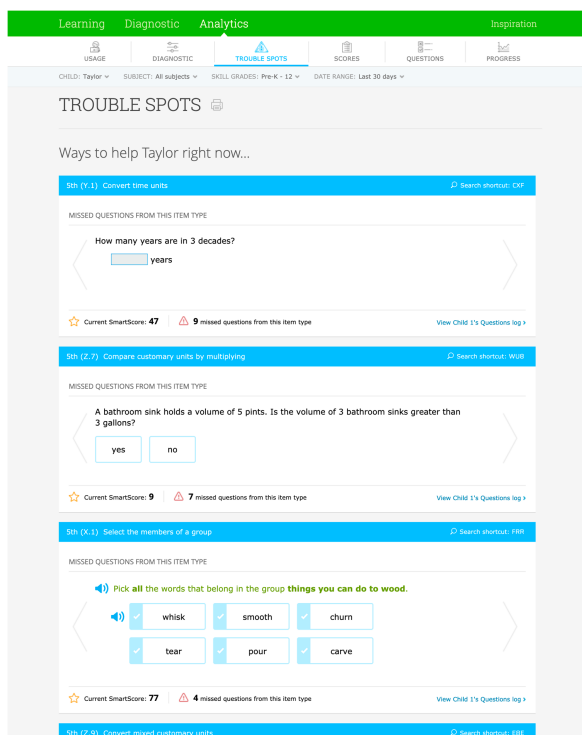


Monitor your child's progress

As a parent, you can stay up to date on what your child has been doing on IXL! Visit the Analytics tab and try visiting a couple of our favorite reports:

Trouble Spots: See where your child is getting stuck so that you can step in and provide support.

Usage: Get a highlight reel of what your child has been doing on IXL, and review the progress they've made.



If you have any questions, please reach out to us through our [support form](#) or at (855) 255-8800 and we'd be happy to assist!

